



HIT THE STREETS WITH THE BEST.

SWAGBOARD™

NewGen Electric Skateboard

USER MANUAL

Thank you for your purchase of the SWAGBOARD™ NG-1 NewGen Electric Skateboard by SWAGBOARD™!

You're about to take the next step in the evolution of transportation. The SWAGBOARD™ takes the fun of a skateboard with electric motor and Li-ion Fe Battery, and tops it off with an extra bit of swag.

To ensure your safety and the safety of others, please read and follow the guidelines in this User Manual carefully and thoroughly before riding.

If you have any questions regarding the SWAGBOARD™, contact us at 1-844-299-0625 for further assistance.

Happy Riding!

-The SWAGBOARD™ Team.

SWAGBOARD™ NG-1 NewGen Electric Skateboard Manual

Contents

Section 1 - Overview	—5	3.4 - Cruise Control	—13
1.1 - What's in the Box	—5	Section 4 - Battery	—14
1.2 - Swagboard Overview	—5	4.1 - Battery Specification	—14
1.3 - Swagboard Specifications	—6	4.2 - Charging the Swagboard	—14
Section 2 - Remote Control	—7	Section 5 - Safety Notice	—15
2.1 - Basic Functions	—8	5.1 - Safe Riding Techniques	—16
2.2 - Indicators	—9	5.2 - Battery Safety Usage Warnings	—17
Section 3 - Usage and Instructions	—11	Section 6 - Important Information	—19
3.1 - Connecting	—11	6.1 - DISPOSAL AT END-OF-LIFE	—20
3.2 - Throttle	—12	1 Year Limited Hardware Warranty	—21
3.3 - Auto Shutdown	—13		

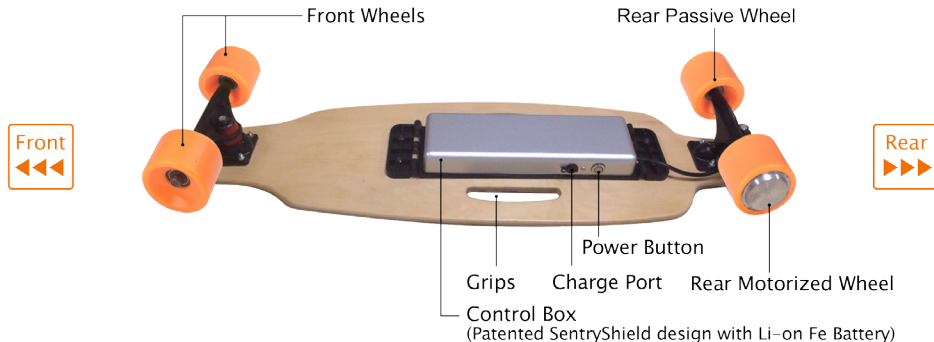
Section 1 – Overview

Please read the user manual in its entirety before using the skateboard so that you may fully understand its parts and functions and be able to operate it safely.

1.1 – What's in the Box

- + SWAGBOARD™ NG-1 NewGen Electric Skateboard
- + Remote Control
- + Wrist Strap
- + User Manual

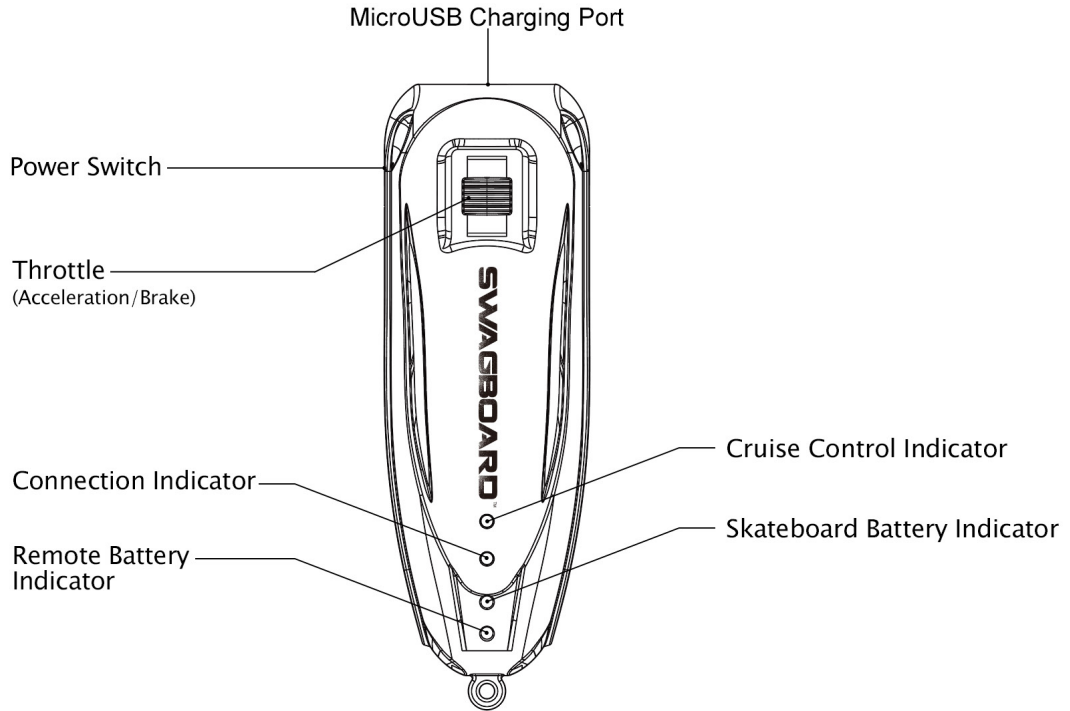
1.2 – Swagboard Overview



1.3 – Swagboard Specifications


	Items	Parameters
Performance	Top Speed	11 MPH
	Mileage per Charge	4–10 mi
	Maximum Load	<176lbs / <80kg
	Actual Dimensions	32 x 9 x 4.5 in
	Charging Time	3–4 hrs.
	Connectivity Range	29.5 ft / 9 m
Parts	Net Weight	9.5 lbs. / 4.3 kg
	Deck	7-ply Canadian Maple
	Passive Wheels	PU (Polyurethane)
	Motorized Wheel	Rubber, 24V
	Battery	24V Lithium Iron Phosphate
	Charger	UL DC29.2V 800mA
	Control box	Aluminum Alloy Housing Patented SentryShield design with Li-on Fe Battery

Section 2 – Remote Control



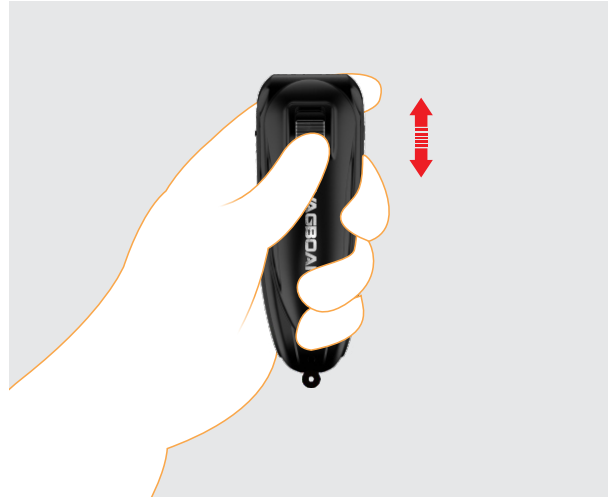
2.1 – Basic Functions

The Power Switch



Slide the Power Switch down to turn the remote on.

Throttle



Push the Throttle up to move forward and/or accelerate. Push it down to brake and/or decelerate.

2.2 – Indicators

Cruise Control Indicator



This Indicator shows Cruise Control status. When the feature is active, the light will turn RED and remain on. When the feature is off, the light will turn off.

Connection Indicator



This Indicator shows connection status. The light will turn WHITE before connecting and turn off once the Swagboard and remote are successfully connected. If the connection fails, the light will flash as connecting restarts.

Skateboard Battery Indicator



This Indicator shows battery status for the Swagboard. When the Swagboard is on, the light will turn BLUE. When the battery is fully or suitably charged, the light will remain on. When the battery level is low, the light will flash.

Remote Battery Indicator



This Indicator shows battery status for the Swagboard remote. When the remote is on, the light will turn GREEN. When the battery is fully or suitably charged, the light will remain on. When the battery level is low, the light will flash.



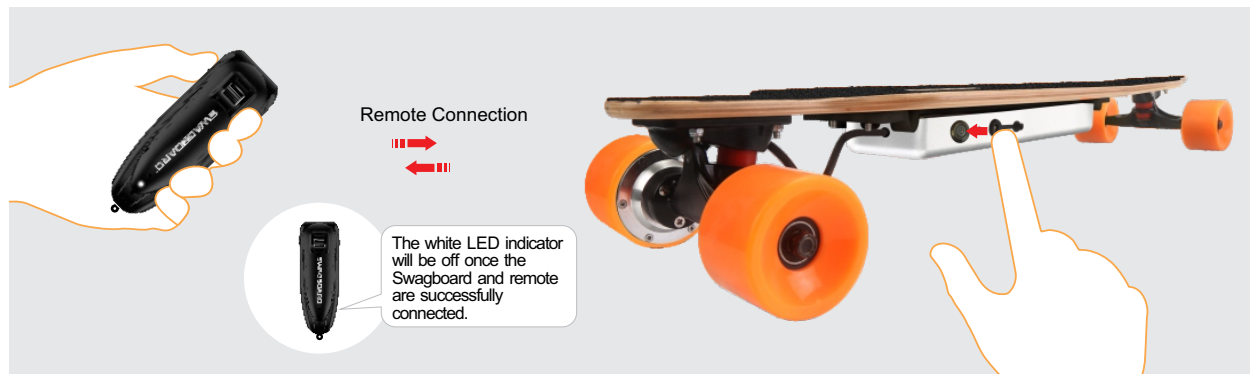
WARNING:

Continue to the next section to learn more in-depth information about the Swagboard's functions etc.

Section 3 – Usage and Instructions

Ensure the Swagboard is fully or suitably charged and place it down so that the Control Box is facing the ground before using the remote or skateboard.


3.1 – Connecting




Before the Swagboard can be fully used, it must be wirelessly connected to the remote. In most cases, after turning on the Swagboard and the remote, both will automatically connect. If the automatic connection is successful, the Connection Indicator will turn off.

If an automatic connection fails, the Swagboard and remote will continue to attempt connecting for approximately 30 seconds while the Connection Indicator flashes. If the connection was unsuccessful, the remote and skateboard will need to be turned off. Restart to begin another automatic connection.

3.2 – Throttle



Push the Throttle up to move forward and/or accelerate. The speed at which the skateboard accelerates depends on how far up you push the Throttle i.e. pushing it slightly up will cause the skateboard to accelerate slower compared to pushing it farther up.

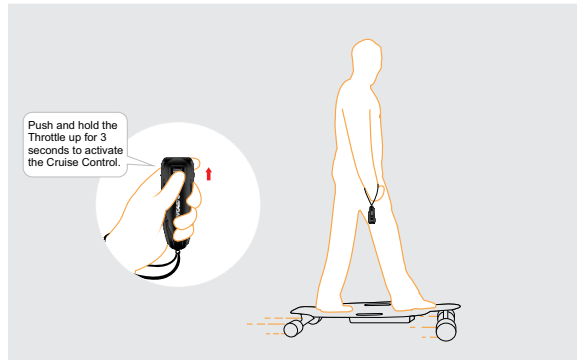


Push the Throttle down to brake and/or decelerate. The speed at which the skateboard decelerates depends on how far down you push the Throttle i.e. pushing it slightly down will cause the skateboard to decelerate slower compared to pushing it farther down.

3.3 – Auto Shutdown

When not in use for approximately 10 minutes, the remote and skateboard will each turn off automatically. To use them once again, simply turn them back on.

3.4 – Cruise Control



This Swagboard may be set to continue moving at its current speed with no need to hold down any buttons or switches.



WARNING:
Before using this feature, be sure you understand how to turn it on and off.

To activate Cruise Control:

- + Step 1. Push and hold the Throttle up for approximately 3 seconds.
- + Step 2. Let go of the Throttle and the Swagboard will continue to move.

To deactivate Cruise Control:

- + Step 1. Push the Throttle down.



WARNING:
Cruise Control will be deactivated if the skateboard or remote loses power, or if the connection between skateboard and remote is lost.

Section 4 – Battery

4.1 – Battery Specification

Items	Parameters
Battery Type	Li-on Fe Battery
Charging Time	3–4 hrs.
Voltage	24V
Weight	410g
Working Temperature	5°F ~ 122°F (-15°C ~ 50°C)
Charging Temperature	32°F ~ 104°F (0°C ~ 40°C)
Dimensions	14.76inch x 3.74inch x 1.38inch
Storage Humidity	65±20%RH

4.2 – Charging the Swagboard



WARNING:

Before charging the Swagboard and/or its remote, you MUST turn off both devices and be sure to observe the following instructions.

- 1.Plug the charger into a grounded wall outlet (100V-240V; 50-60Hz).*
- 2.DO NOT attempt to operate or use the Swagboard and/or its remote while either is charging.*
- 3.Please keep your charging environment clean and dry.*

4. If the charging port is damp or has any liquid on it, DO NOT charge your Swagboard.
5. In order for the battery to operate at maximum efficiency, avoid charging your Swagboard in extremely hot or extremely cold environments.
6. DO NOT charge the battery if there's excessive odor or heat and any leakage or physical damage.

When the Remote or Battery Indicator lights are flashing, the battery level is low and the Swagboard and/or remote need to be charged. When these Indicator lights remain steady, the batteries are fully or sufficiently charged.



WARNING:

- + If the battery will not be used for an extended period of time, fully charge and discharge it once every other month.
- + For your safety, only use the charger included with the Swagboard or received from Swagboard as a replacement.
- + Disregarding any of the above instructions may cause battery damage. Said damages are not covered under warranty.
- + Disassembly and battery maintenance should only be performed by an authorized professional. DO NOT touch or consume any substances leaking out of the battery. DO NOT allow children and animals to touch or consume the battery.

Section 5 – Safety Notice

Swagboard has been designed with the utmost safety for its riders. Extra precautions have been taken to protect the user from product hardware malfunctions through our meticulous design and engineering. However, like any riding product, the Swagboard has inherent hazards associated with its use (for example: losing control, falling off or riding into a hazardous situation). Therefore it is important to read and follow all instructions and warnings in the User Manual and use good judgment in order to ride safely.

By riding the Swagboard, the user acknowledges and accepts personal responsibility of all risks associated with the use of the Swagboard, which may include, but are not limited to, muscle injuries, broken bones, lacerations, or other serious injuries that may be sustained while using the Swagboard.

5.1 – Safe Riding Techniques

When operating, accelerating, decelerating, or braking, please keep your weight in line with the Swagboard direction in which you are going and in accordance with the functions you are performing in order to increase your stability and avoid possible product damage.

- If braking or decelerating forward, you should lean and/or shift weight slightly backwards.
- If starting or accelerating forward, you should lean and/or shift weight slightly forward.
- When atop the board, stand with feet apart so that your weight is more evenly distributed over the board. This will improve your stability.
- Wearing appropriate clothing and safety gear including knee pads, elbow pads, wrist braces, and an ASTM F1492 approved helmet is recommended for ALL riders of ALL ages at ALL times.
- Avoid wearing anything that can drape over or get caught into/under the wheels.
- Wear flat shoes to maintain flexibility and stability.
- Ensure the vehicle speed is safe to yourself and others, and be ready to stop at any time.
- When riding near others, keep a safe distance to avoid collisions.
- Be alert to your surroundings in order to ensure a safe ride. Your eyes are your best tool to safely avoid obstacles and slippery surfaces.
- Stay in open spaces and flat areas. Avoid steps slopes or high traffic areas until you're familiar with riding.



WARNING:

- + ***Never ride at high speeds on uneven terrain or slopes.***
- + ***Never perform stunts or turn abruptly without checking your surroundings.***
- + ***Never carry one or more passengers on the Swagboard with you.***

- + *Never carry heavy items while riding.*
- + *Never ride in the rain, dark, or dimly lit areas.*
- + *Never use the Swagboard to do anything that may cause personal injury or property damage.*
- + *Never step off the Swagboard when it is in motion.*
- + *Never operate your Swagboard near flammable vapor, liquids, dust, or other fire hazards.*

FAILURE TO USE COMMON SENSE AND HEED THE ABOVE WARNINGS INCREASES THE RISK OF SERIOUS INJURY, OR IN VERY RARE CASES, DEATH. USE WITH APPROPRIATE CAUTION AND SERIOUS ATTENTION TO SAFE OPERATION.

5.2 – Battery Safety Usage Warnings

5.2.1 When Using the Battery

(1) Misusing the battery may cause the battery to get hot, rupture, or ignite and cause serious injury. Be sure to follow the safety rules listed below:

- Do not place the battery in fire or direct contact with heat.
- Do not pierce the battery with sharp objects, strike the battery, step on the battery, or otherwise subject it to strong impacts or shocks.
- Do not expose the battery to water or any liquids, or allow the battery to get wet.

(2) Do not disassemble or modify the battery. The battery contains safety and protection devices which, if damaged, may cause the battery to generate heat, rupture or ignite.

(3) Do not place the battery on or near fires, stoves, or other high-temperature locations. Do not place the battery in direct sunlight, or use or store the battery inside cars in hot or cold weather. Doing so may cause the battery to generate heat, rupture or ignite. Using the battery in this manner may also result in a loss of performance and a shortened life expectancy.



(1) If the device is to be used by children, the guardian should explain the contents of the user manual to the children. The guardian should provide adequate supervision to ensure that the device is being used as explained in the user manual.

(2) Immediately discontinue use of the battery if, while using, charging, or storing the battery, the battery emits an unusual smell, feels hot, changes color, changes shape, or appears abnormal in any other way.

(3) Do not place the batteries in microwave ovens, high-pressure containers, or on induction cookware.

(4) In the event that the battery leaks and the fluid gets into one's eye, do not rub the eye. Rinse well with water and immediately seek medical care. If left untreated, the battery fluid can cause damage to the eye.

5.2.2 While Charging

+ (1) Be sure to follow the rules listed below while charging the battery. Failure to do so may cause the battery to become hot, rupture or ignite and cause serious injury. When charging the battery, use a specified battery charger provided in the package. Do not place the battery in or near fire, or under the direct sunlight.

+ (2) Do not continue charging the battery if it does not recharge within the specified charging time. Doing so may cause the battery to become hot, rupture or ignite. The temperature range within which the battery can be charged is 32°F ~ 104°F (0°C to 40°C). Charging the battery at temperatures outside of this range may cause the battery to become hot or to break. Charging the battery outside of this temperature range may also harm the performance of the battery or reduce the battery's life expectancy.

5.2.3 When Discharging the Battery

+ Do not discharge the battery using any device except for the specified device. When the battery is used in devices aside from the specified device it may damage the performance of the battery or reduce its life expectancy, and if the device causes an abnormal current to flow, it may cause the battery to become hot, rupture or ignite and cause serious injury.

⚠ CAUTION

The temperature range within which the battery can be discharged is $-4^{\circ}\text{F} \sim 131^{\circ}\text{F}$ (-20°C to 55°C). Use of the battery outside of this temperature range may damage the performance of the battery or reduce its life expectancy.

Section 6 – Important Information

⚠ CAUTION

TO PREVENT ELECTRIC SHOCK, MATCH THE WIDER PRONG OF PLUG TO WIDE SLOT IN OUTLET. FULLY INSERT.

FCC Regulations state that any unauthorized changes or modifications to this equipment not expressly approved by the manufacturer could void the user's authority to operate this equipment.

⚠ CAUTION

This product satisfies FCC Regulations when shielded cables and connectors are used to connect the unit to other equipment. To prevent electromagnetic interference with electric appliances such as radios and televisions, use shielded cables and connectors for connections.

DECLARATION OF CONFORMITY:

This device complies with Part 15 of the FCC Rules.

Operation is subject to the following two conditions: (1) This device may not cause harmful interference, and (2) this device must accept any interference received, including interference that may cause undesired operation.

FCC RELATED INFORMATION:

This equipment has been tested and found to comply with the limits for a Class B digital device, pursuant to Part 15 of the FCC Rules. These limits are designed to provide reasonable protection against harmful interference in a residential installation. This equipment generates, uses, and can radiate radio frequency energy and, if not installed and used in accordance with the instructions, may cause harmful interference to radio

communications. However, there is no guarantee that interference will not occur in a particular installation. If this equipment does cause harmful interference to radio or television reception, which can be determined by turning the equipment off and on, the user is encouraged to try to correct the interference by one or more of the following measures:

- + Reorient or relocate the receiving antenna.
- + Increase the separation between the equipment and receiver.
- + Connect the equipment into an outlet on a circuit different from that to which the receiver is connected.
- + Consult the dealer or an experienced radio/TV technician for help.

The manufacturer is not responsible for any radio or TV interference caused by unauthorized modifications to this equipment. Such modifications could void the user's authority to operate the equipment.

6.1 – DISPOSAL AT END-OF-LIFE

This product must not be disposed of by incineration, landfilling, or mixing with household trash. Improper disposal of the battery contained within this product may result in the battery heating up, rupturing, or igniting which may cause serious injury. The substances contained inside the battery present chemical risks to the environment. The recommended disposal for any Swagboard at its end-of-life is to dispose of the entire unit at or through an e-Waste recycling center, program, or facility. Local regulations and laws pertaining to the recycling and disposal of lithium ion batteries and/or products containing them will vary according to country, state, and local governments. You must check laws and regulations corresponding to where you live in order to properly dispose of the battery and/or unit. It is the user's responsibility to dispose of their waste equipment properly with accordance with local regulations and laws.

For additional information about where you should drop off your batteries and electrical or electronic waste, please contact your local or regional waste-management office, your household waste disposal service, or your point-of sale.

1 Year Limited Hardware Warranty

Swagboard offers a ONE YEAR limited warranty covering the hardware of Swagboard (“Product”), limited to those residing in the 50 United States and Canada. This warranty gives you specific legal rights and you may also have other rights which vary from state to state.

Swagboard warrants the Product to be free from defects in materials and workmanship under normal use for one (1) year, as sold to the original purchaser, from the date of retail purchase by the original end-user purchaser. If a hardware defect arises and a valid claim is received within the warranty period, at its option and to the extent permitted by law, Swagboard will: (1) repair the hardware defect by using new or refurbished parts that are equivalent to new in performance and reliability; or (2) exchange the product with a product that is new or refurbished, that is substantially equivalent to the original product. This warranty is for replacement for like-items only and does not cover items out of production if the company no longer stocks them. This warranty is not assignable or transferable. The original purchaser may call the Swagboard toll-free number at 1-844-299-0625 for service request.

Upon Swagboard’s replacement or repair of a Product under warranty, the original end-user purchaser will have the remaining warranty under the original warranty period (without any postponement during repair or replacement). When a product or part is exchanged, any replacement item becomes your property and the replaced item becomes Swagboard’s property. Important: Do not disassemble the Product. Disassembling the Product will void this warranty. Only Swagboard or a party expressly authorized by Swagboard should perform service on this Product.

This warranty only covers technical hardware defectiveness during the warranty period and under normal use conditions.

Swagboard does not warrant uninterrupted or error-free operation of this Product. This Warranty does not apply to damages or circumstances, such as, but not limited to:

- (a) Damage that is caused by conditions, malfunctions, or damage not resulting in from defects in material or workmanship. These conditions include, but are not limited to, road hazard, accidents, and improper operation or maintenance;
- (b) Product has been tampered with, repaired and/or modified by non-authorized personnel;
- (c) Obsolescence;
- (d) Damage (accidental or other) to the Product that is cosmetic, meaning damage that does not impact the operation and functioning of the Product, such as without limitation to rust, change in color, texture or finish, wear and tear, scrapes, scratches, dents, cracks, or gradual deterioration;

- (e) Damage to the Product caused by war, terrorism, fire, accident, natural disaster, intentional or accidental misuse, abuse, neglect or improper maintenance, use under abnormal conditions, accidental drops, abuse or fire;
- (f) Damage to the Product caused by an external electrical fault, surge, or any electrical anomaly;
- (g) Any contamination, condition or other circumstance, which Swagboard, in its sole discretion, considers a danger to health and safety, including, but not limited to any contact between the Product and a biohazard, bodily fluids, infectious materials/ substance, chemicals, hazardous substances, diseases, radiation, or other;
- (h) Fraud, theft, misplacement, unexplained disappearance, or willful acts.

Limitation of Liability

In no event shall Swagboard be liable for any incidental, indirect, special or consequential damages or liabilities (including but not limited to incidental or consequential damages for loss of time, inconvenience, loss of use of product, or any other consequential or incidental loss) in connection with the purchase, use, or operation of the product. Swagboard is not liable for property damage, personal injury, or death.

TO THE EXTENT PERMITTED BY LAW, THIS WARRANTY AND THE REMEDIES SET FORTH ABOVE ARE EXCLUSIVE AND IN LIEU OF ALL OTHER WARRANTIES, REMEDIES AND CONDITIONS, WHETHER ORAL, WRITTEN, STATUTORY, EXPRESS OR IMPLIED. AS PERMITTED BY APPLICABLE LAW, SWAGBOARD SPECIFICALLY DISCLAIMS ANY AND ALL STATUTORY OR IMPLIED WARRANTIES, INCLUDING, WITHOUT LIMITATION, WARRANTIES OF MERCHANTABILITY, FITNESS FOR A PARTICULAR PURPOSE, AND WARRANTIES AGAINST HIDDEN OR LATENT DEFECTS. IF SWAGBOARD CANNOT LAWFULLY DISCLAIM STATUTORY OR IMPLIED WARRANTIES THEN TO THE EXTENT PERMITTED BY LAW, ALL SUCH WARRANTIES SHALL BE LIMITED IN DURATION TO THE DURATION OF THE EXPRESS WARRANTY AND TO THE REPAIR OR REPLACEMENT SERVICE AS DETERMINED BY SWAGBOARD IN ITS SOLE DISCRETION. NO RESELLER, AGENT, OR EMPLOYEE IS AUTHORIZED TO MAKE ANY MODIFICATION, EXTENSION, OR ADDITION TO THIS WARRANTY. IF ANY TERM(S) IS HELD ILLEGAL OR UNENFORCEABLE, THE LEGALITY AND ENFORCEABILITY OF THE REMAINING TERMS SHALL NOT BE AFFECTED OR IMPAIRED. EXCEPT AS PROVIDED IN THIS WARRANTY AND TO THE MAXIMUM EXTENT PERMITTED BY LAW, SWAGBOARD IS NOT RESPONSIBLE FOR DIRECT, INDIRECT, SPECIAL, INCIDENTAL OR CONSEQUENTIAL DAMAGES RESULTING FROM ANY BREACH OF WARRANTY OR CONDITION OR PERFORMANCE OF THE PRODUCT, OR UNDER ANY OTHER LEGAL THEORY, INCLUDING BUT NOT LIMITED TO LOSS OF USE; LOSS OF REVENUE; LOSS OF ACTUAL OR ANTICIPATED PROFITS (INCLUDING LOSS OF PROFITS ON CONTRACTS); LOSS OF THE USE OF MONEY; LOSS OF ANTICIPATED SAVINGS; LOSS OF BUSINESS; LOSS OF OPPORTUNITY; LOSS OF GOODWILL; LOSS OF REPUTATION; LOSS OF, DAMAGE TO, COMPROMISE, OR CORRUPTION OF DATA; OR ANY INDIRECT OR CONSEQUENTIAL LOSS OR DAMAGE HOWSOEVER CAUSED INCLUDING THE REPLACEMENT OF EQUIPMENT AND PROPERTY, ANY COSTS OF RECOVERING, PROGRAMMING OR REPRODUCING ANY PROGRAM OR DATA STORED IN OR USED WITH THE PRODUCT AND ANY FAILURE TO MAINTAIN THE CONFIDENTIALITY OF DATA STORED ON THE PRODUCT. THE FOREGOING LIMITATION SHALL NOT APPLY TO DEATH OR PERSONAL INJURY CLAIMS, OR ANY STATUTORY LIABILITY FOR INTENTIONAL AND GROSS NEGLIGENT ACTS AND/OR OMISSIONS. SWAGBOARD DISCLAIMS ANY REPRESENTATION THAT IT WILL BE ABLE TO REPAIR ANY PRODUCT UNDER THIS WARRANTY OR MAKE A PRODUCT EXCHANGE, AND IS UNABLE TO RECOVER ANY USER SOFTWARE OR DATA ON THE DEVICE.

SWAGBOARD™